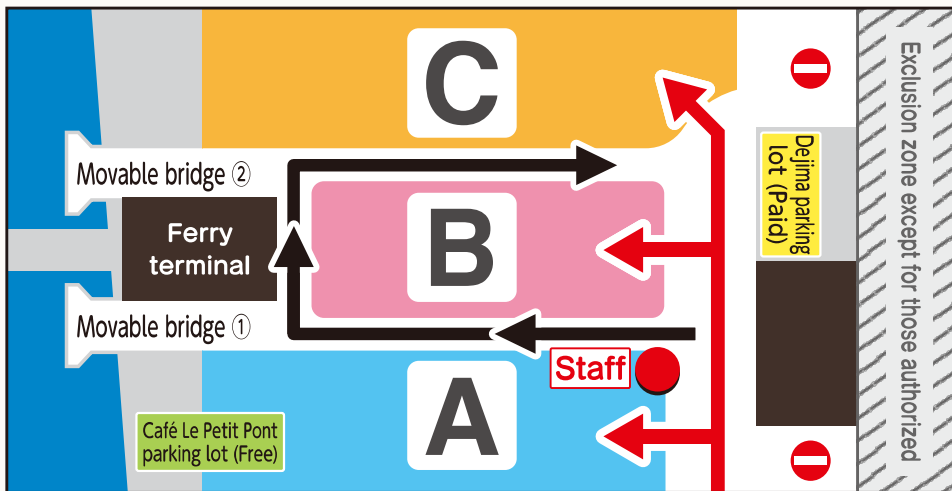


Yawatahama Port New Ferry Terminal Guide



Dejima parking lot (Paid)
14 vehicles

One hour free
30 minutes **60yen**
Maximum 1 day **2,000yen**

Café Le Petit Pont
parking lot (Free) **4 vehicles**

Contact: 0894-35-6366

For those boarding the ferry (cars, motorcycles)

- ① Please park your car in the direction of the red arrows in parking lots A, B and C, and park your motorcycle near the movable bridge. Please follow the signs or the staff's instructions for parking places.
- ② Please bring your vehicle verification and purchase a boarding ticket on the 1st floor of the ferry terminal.
- ③ Once you have confirmed boarding, please return to your car and board according to the instructions of the staff.



For ferry boarding (passengers)

- ① Please purchase your boarding ticket on 1F of the ferry terminal.
- ② Please wait in the terminal lobby.
- ③ Once you have confirmed boarding, please board from the boarding gate.

Services other than boarding (pick-up and drop-off, meals at the cafe on the 2nd floor, etc.)

- Pick-up and drop-off** Follow the direction of the black arrows and use the boarding area at the front entrance.
If you need to wait temporarily, please use the Dejima parking lot (paid parking) or the Yawatahama Minatto parking lot.
- Dining** Please use the Cafe Le Petit Pont parking lot (free) or the Dejima parking lot (paid) nearby.


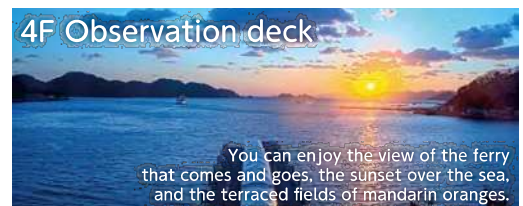
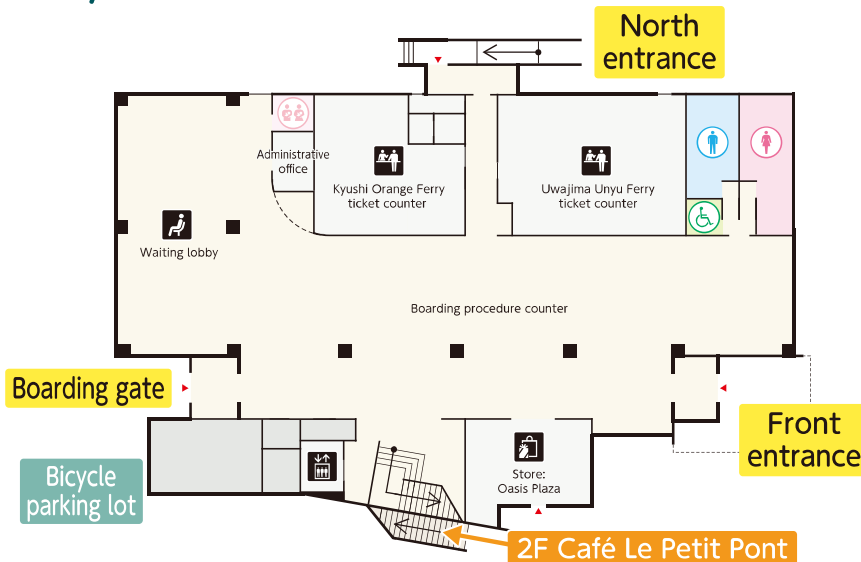
You can see the sunset and the sea at Yawatahama Port on YouTube!

Yawatahama Port Ferry Terminal Live camera (4K)




▲ Sea side ▲ Car park side

Ferry terminal 1F



Contact

Café Le Petit Pont
TEL 0894-35-6366

Store in Oasis Plaza
TEL 0894-24-1166

